







POWERFLOW EXHAUSTS

RS	DTM	EC	VW	ViU
				
Part No. W x L	Part No. W x L	Part No. W x L	Part No. W x L	Part No. W x L
RS89 3 1/2" x 7"	DTM63 2 1/2" x 10" DTM76 3" x 10"	EC101 4" x 7"	VW63 2 1/2" x 6" VW76 3" x 6"	ViU89 4" x 7" ViU101 4 1/2" x 7"

VB	J2GSP	J2R	JOV	J2B
				
Part No. W x L	J2GSP - 4" straight burnt 2 1/2" baffle		J2R - 4" slash	J2B - 4" slash burnt
VB101 4 1/2" x 7"			JOV50 - 4 1/2" t/pipe 2" baffle JOV60 - 2 1/2" baffle JOV76 - 3" baffle	

J3G	J3R	J3B	J2G
			
J3G - 4" straight burnt	J3R - 4" slash J3R63 - 2 1/2" baffle J3R76 - 3" baffle	J3B - 4" slash burnt	J2G - 4" straight burnt

J1801	J1801B	CAT R	CAT V
			
J1801/50 - 4 1/2" t/pipe 2" baffle J1801/60 - 4 1/2" t/pipe 2 1/2" baffle	J1801B/50 - 4 1/2" t/p burnt 2" baffle J1801B/60 - 4 1/2" t/p burnt 2 1/2" baffle	Various high flow & standard round universal cats. 100, 200, 400 cell available.	Various high flow & standard oval universal cats. 100, 200, 400 cell available.

POWERFLOW EXHAUSTS

www.powerflowexhausts.co.uk

Head Office:
Grace Road Central, Marsh Barton,
Exeter, Devon EX2 8QA, U.K.

T +44 (0) 1392 203050

F +44 (0) 1392 203045

E sales@powerflow.uk.com

Dealer Stamp

2008. © Stillings Design & Print 01392 203085



'08
tailpipes



**Ri**

Part No.	W x L
Ri63	2 1/2" x 6"
Ri76	3" x 6"
Ri76L	3" x 9"
Ri101	4" x 6"
Ri101L	4" x 9"

**RO**

Part No.	W x L
RO76	3" x 6"
RO89	3 1/2" x 6"
RO101	4" x 6"
RO127	5" x 6"

**RAi**

Part No.	W x L
RAi63	2 1/2" x 6"
RAi76	3" x 6"
RAi101	4" x 6"

**Si**

Part No.	W x L
Si89	3 1/2" x 6"

**RP**

Part No.	W x L
RP76	3" x 8"
RP89	3 1/2" x 8"
RP101	4" x 8"
RP130	5" x 8"

**Vi**

Part No.	W x L
Vi63	2 1/2" x 6"
Vi76	3 1/2" x 6"
Vi89	4" x 6"
Vi101	4 1/2" x 6"
Vi101L	4 1/2" x 9"

**RW**

Part No.	W x L
RW63	2 1/2" x 6"
RW76	3" x 6"
RW101	4" x 6"

**RAW**

Part No.	W x L
RAW63	2 1/2" x 6"
RAW76	3" x 6"
RAW101	4" x 6"

**J**

Part No.	W x L
J89	3 1/2" x 7"
J101	4" x 7"
J115	4 1/2" x 6"
J132	5" x 6"

**V**

Part No.	W x L
V41	5x3" x 7"
V50 NO INSERT	6x4" x 8"
V51	6x4" x 8"

**V**

Part No.	W x L
V42	5x3" x 7"
V52	6x4" x 8"

**122**

Part No.	W x L
122x76	5x3" x 8"

**VQ**

Part No.	W x L
VQ	6x3" x 8"

**RiC**

Part No.	W x L
RiC101	4" x 7"

**911R**

Part No.	W x L
911R	right side
911L	left side

**VAi**

Part No.	W x L
VAi6	6x3" x 12"
VAi8	8x4" x 10"
VAi9	9x4 1/2" x 12"

**VF**

Part No.	W x L
VF	4x3" x 5"
VFL	4x3" x 6"

**VUP**

Part No.	W x L
VUP	6x3" x 12"
21D	8x4" x 12"
22D	9x4 1/2" x 12"

**RD**

Part No.	W x L
RD101	4" x 8"

**RF**

Part No.	W x L
RF	3 1/2" x 6"

**VUP50**

Part No.	W x L
VUP50	6"x4" x 12"

**Vi6S**


Part No.	W x L
Vi6S	5x3" x 8"

**VAi6S**

Part No.	W x L
VAi6S	5x3" x 8"

**Vi6**

Part No.	W x L
Vi6	5x3" x 10"

**iR**

Part No.	W x L
iR63	2 1/2" x 9"
iR76	3" x 9"
iR85	3 1/2" x 9"
iR101	4" x 9"
iR127	4 1/2" x 9"

**1**

Part No.	W x L
A1	3" x 8"
B1	3 1/2" x 8"
C1	4" x 8"

**JZ1**

Part No.	W x L
JZ1	2" x 7 1/2" x 10"

**102R**

Part No.	W
102R	titanium 4"

**RTi**

Part No.	W
RTi	titanium 3 1/2"

**STi**

Part No.	W
STi	titanium 3 1/2"

**J BURNT**

Part No.	W x L
J89B	3 1/2" x 7"
J101B	4" x 7"
J115B	4 1/2" x 7"
J132B	5" x 7"

**DLA**

Part No.	W x L
DLA101	4" x 7"
DL101	4" x 7"

**HF**

Part No.	W x L
HF1	3 1/2" x 8"

**RAS**

Part No.	W x L
RAS76	3" x 7"

**SUT**

Part No.	W x L
SUT89	3 1/2" x 3 1/2" T x 9"

**E006**

Part No.	W x L
E006	3" T x 9"

**RPT**

Part No.	W x L
RPT76	3" T x 9"

**893**

Part No.	W x L
893	2 1/2" x 3 1/2" T x 9"
893QS	as above with inserts

**RBT**

Part No.	W x L
RBT76	3" T x 9"

**RiT**

Part No.	W x L
RiT76	3" T x 9"
RiT89	3 1/2" T x 9"

**ORT**

Part No.	W x L
ORT63	2 1/2" T x 9"
ORT76	3" T x 9"
ORT85	3 1/2" T x 9"
ORT101	4" T x 9"

**TiR**

Part No.	W x L
TiR63	2 1/2" T x 9"
TiR76	3" T x 9"
TiR85	3 1/2" T x 9"
TiR101	4" T x 9"

**RAiT**

Part No.	W x L
RAiT76	3" T x 9"

**ViT**

Part No.	W x L
ViT89	4" T x 9"

**SiT**

Part No.	W x L
SiT89	3 1/2" T x 9"

**RAiUT**

Part No.	W x L
RAiUT76	3" T x 9"

**ANIMAL**

Part No.	W x L
ANIMAL	7 1/2" x 9"

**QL&QR**

Part No.	W x L
QL & QR (each)	5 1/2" x 3"